

# ImproX EC<sup>II</sup>

## Product Specification Catalogue

The **ImproX (EC<sup>II</sup>) Ethernet Controller** is a fully Ethernet compatible Controller for use in the IXP400i Access Control System.

The Controller boasts both an RS485 Controller Port (Port 1) and an Ethernet Port allowing use of either. When connected to the Ethernet Port the Controller offers communication speeds and capacity not yet seen in similar systems.

The Controller comes standard with an RS485 Terminal Port (Port 2) (able to support up to 32 full Anti-passback doors), on-board Diagnostic LEDs and a System Backup Battery. The Battery allows between 4 to 6 hours of uninterrupted power.

The ImproX (EC<sup>II</sup>) Ethernet Controller is the next generation of Ethernet hardware promoting quick and easy installation across a LAN or WAN with bandwidth friendly communication protocol.

## Key Features

### General Hardware

- ARM920T Microprocessor Core operating at 200 mips (million instructions per second).
- Linux™ Operating System.
- 64 MB SDRAM Memory and 8 MB Flash Memory.
- LEDs indicate transmit and receive line activity for diagnostics.
- Remote Firmware download capability.
- Supports a secure logon when changing Controller Configuration settings using the Ethernet Discovery Utility.
- An Ethernet Controller Port for connection to an Ethernet Switch or Hub (or other network device).
- An RS485 Controller Bus Port for connection to other ImproX (EC<sup>II</sup>) Ethernet Controllers.
- An RS485 Terminal Bus Port for connection to up to 64 Terminal Fixed Addresses.
- Operation from power inputs in the range 10 V DC to 30 V DC.
- Fully network compatible (10/100/1 000 MBps over the WAN or LAN).

**NOTE:** *The ImproX ECII is rated to 100 MBps, however the Controller will work on a 1 000 MBps (1 GB) network.*

- Power Input Fail and Battery Low signal reporting.
- 48 Hour Hibernation Mode for extended battery backup of the ImproX (ECII) Ethernet Controllers database (including transactions).

## ImproX (EC<sup>II</sup>)

### Ethernet Controller

XEC900-0-0-GB-XX

IPS970-0-0-GB-XX

### General Hardware (Continued)

- Configurable, dynamic memory providing 5 different configurations:
  - 300 000 Tags and 500 000 buffered transactions.
  - 250 000 Tags and 600 000 buffered transactions.
  - 200 000 Tags and 700 000 buffered transactions.
  - 150 000 Tags and 800 000 buffered transactions.
  - 100 000 Tags and 1 000 000 buffered transactions.

### Aluminium Extruded Cabinet (XEC900)

- Robust, Aluminium enclosure.
- Fully incorporated uninterrupted Power Supply with trickle charge and battery management.
- Incorporated 6 V 3 Ahr Sealed Lead Acid Battery providing 6 hours full operation.

### Power Supply Combo (IPS970)

- A 3 Amp Switch Mode Power Supply providing 13.8 V DC.
- Integrated, automatic switch-over to Battery operation on Mains Failure.
- Compact, Mild Steel Cabinet, accommodating the Power Supply, Controller and a Sealed Lead Acid Battery.
- Five Quick Click Glands for easy wiring.
- An internal power supply provides the battery charging facility at 6.8 V and 350 mA.

### When used with ImproNet Software V7.40 (and upwards)

- Tags per person: 8.
- Tagholder Access Groups per Tag: 10.
- Access Groups total: 10 000.
- Active System Events: 8 000.
- Actions: 50 000.

## Physical Specifications

### XEC900 Aluminium Extruded Cabinet

Length	: 168 mm (7 in).
Width	: 197 mm (8 in).
Height	: 89 mm (4 in).
Approximate Weight	: 2 kg (4 lb) Battery included.
Cabinet Material	: Aluminium.
Colour	: Black.

### IPS970 Power Supply Combo

Length	: 305 mm (12 in).
Width	: 295 mm (11 in).
Height	: 77 mm (3 in).
Approximate Weight	: 3 kg (7 lb) excluding Controller and Battery.
Cabinet Material	: Mild Steel.
Colour	: Black



# Environmental Specifications

## XEC900 Aluminium Extruded Cabinet

Operating Temperature	: -10°C to +50°C (+14°F to +122°F).
Storage Temperature	: -15°C to +50°C (+5°F to +122°F).
Humidity Range	: 0 to 95% relative humidity at +40°C (+104°F) non-condensing.

### Approvals

CE Approval	: EN 304 489-1 and EN 301 489-3.
FCC Approval	: Pending.
Dust & Splash Resistance	: Designed to work in an indoor (dry) environment similar to IP30. The Controller is, therefore, not sealed against water.
Drop Endurance	: 2 m (7 ft) drop (in packaging).

## IPS970 Power Supply Combo

Operating Temperature	: -25°C to +60°C (-13°F to +140°F).
Storage Temperature	: -40°C to +80°C (-40°F to +176°F).
Humidity Range	: 0 to 95% relative humidity at +40°C (+104°F) non-condensing.

### Approvals

CE Approval	: EN 301 489-1, EN 301 489-3 and EN 300 330-1.
FCC Approval	: Pending.
Dust & Splash Resistance	: Designed to work in an indoor (dry) environment similar to IP20. The Power Supply Combo is, therefore, not sealed against water.
Drop Endurance	: 1 m (3.28 ft) drop (in packaging).

# Electrical Specifications

## Power

### XEC900 Aluminium Extruded Cabinet

Input Voltage	: 10 V DC to 30 V DC.	
<b>Power Requirements</b>	Current (mA)	Power (W)
Input Voltage 10 V DC (Maximum)	: 420	4.2
Input Voltage 30 V DC (Maximum)	: 140	4.2
Permissible Input Supply Ripple Voltage (Max)	: 1 V <sub>pp</sub> at 50 Hz.	
Power Input Protection	: Reverse polarity on DC power inputs, over-voltage and over-current protection are provided on the Controller.	

### Battery

Type	: 6 V 3 Ahr Sealed Lead Acid Battery.
Length	: 133 mm (5 in).
Width	: 34 mm (1 in).
Height	: 65 mm (3 in) including the terminals.
Battery Life	: 4-6 Hours uninterrupted operation. 48 Hours Power Shutdown, Hibernation Mode.

## IPS970 Power Supply Combo

### Power Input

Input Voltage	: 85 V AC to 265 V AC at 50/60 Hz.
---------------	------------------------------------

### Power Output

Output Voltage (Mains Power On)	: 13.8 V DC ±0.3 V DC.
---------------------------------	------------------------

## Power Output (Continued)

Output Current	: 2 A continuous (Power Output Terminals).
----------------	--

**NOTE:** The Power Supply Combo includes a 3 A Switch Mode Power Supply which provides two outputs, both with a voltage of 13.8 V DC. The combined current supply from both outputs may not exceed 2 A. The remaining 1 A is used for battery charging and system requirements.

### Battery

Type	: 6 V 3 Ahr (Max) Sealed Lead Acid Battery.
Length	: 151 mm (6 in) (Max).
Width	: 65 mm (3 in) (Max).
Height	: 99 mm (4 in) including the terminals (Max).

The following specifications are common to both the Aluminium Extruded Cabinet and the Power Supply Combo:

### Real Time Clock Backup Battery (RTC)

Battery Type	: 1 x 3 V, CR2032, Lithium cell Battery.
Battery Life	: 2 Years with power OFF, 5 Years with power ON, 5 Years Storage with Battery Tab in place.

## Controller Bus

### Ethernet Port

Connection	: Standard Ethernet RJ45 connector. 10/100/1 000 Mbps, half or full duplex.
------------	---

**NOTE:** The ImproX ECII is rated to 100 MBps, however the Controller will work on a 1 000 MBps (1 GB) network.

Protocol	: TCP/IP, UDP.
----------	----------------

### RS485 1 (Controller) Port

**NOTE:** The **RS485 1 (Controller) Port** connection details only apply to ImproX EC<sup>I</sup> Controllers with Firmware V7.16 upwards.

Configuration	: 38 400 Default.
Electrical Interface	: RS485.
Baud Rates	: 9 600, 19 200, 28 800, 38 400 and 57 600 selectable via the Communications Protocol.
Data Format	: 8 data bits, no parity, 1 stop bit.
Communications Protocol	: ImproX Secure Communications Protocol.
Line Termination (RS485)	: Provision is made for line termination.
Default Mode	: Receive Mode.

## Terminal Bus

### RS485 2 (Terminal) Port

Configuration	: 38 400 Default.
Electrical Interface	: RS485.
Baud Rates	: 9 600, 19 200, 28 800, 38 400, 57 600 and 76 800 selectable via the Protocol.
Data Format	: 8 data bits, no parity, 1 stop bit.
Communications Protocol	: ImproX Secure Communications Protocol.
Line Termination	: Provision is made for line termination.
Default Mode	: Receive Mode.

## Memory

RAM (Non-volatile)	: 64 MBytes.
Flash ROM	: 8 MBytes.

## Other

Anti-tamper Switch (XEC900) : 2 Internal Switches.

Anti-tamper Switch (IPS970) : 1 Internal Switch.

## Factory Defaults

### Test Modes

Power-on Self-test : RAM, Flash-ROM, RTC.

### Baud Rate

RS485 1 (Controller) Port : 38 400.

RS485 2 (Terminal) Port : 38 400.

## User Interfaces

### Controller

#### Power Indicator

Power LED : Red LED (internally visible).

#### Diagnostic Indicators

Incoming RS485 1 (Controller) : Flashing Green LED (internally visible).

Outgoing RS485 1 (Controller) : Flashing Red LED (internally visible).

Incoming RS485 1 (Terminal) : Flashing Green LED (internally visible).

Outgoing RS485 1 (Terminal) : Flashing Red LED (internally visible).

Link Speed LED (Ethernet) : Flashing Red LED (internally visible).

Duplex Mode LED (Ethernet) : Flashing Red LED (internally visible).

Link Active LED (Ethernet) : Flashing Red LED (internally visible).

CPU Usage : Red LED (internally visible).  
On = Idle, Off = Busy.

CPU Running : Red LED (internally visible).  
On = Yes, Off = No.

CPU Fault : Red LED (internally visible).  
On = Fault Condition, Off = Okay.

## Related Information

For extra information relating to this product refer to the:

- ImproX EC<sup>II</sup> Hardware Installation Manual (XEC300-0-0-GB-XX).
- ImproNet Quick Start Guide (IXP363-0-0-GB-XX).
- ImproNet Custom Reports Quick Start Guide (IXP365-0-0-GB-XX).
- ImproNet Software Manual (IXP362-0-0-GB-XX).
- ImproNet Webhelp (IXP393-0-0-GB-XX).

## Ordering Information

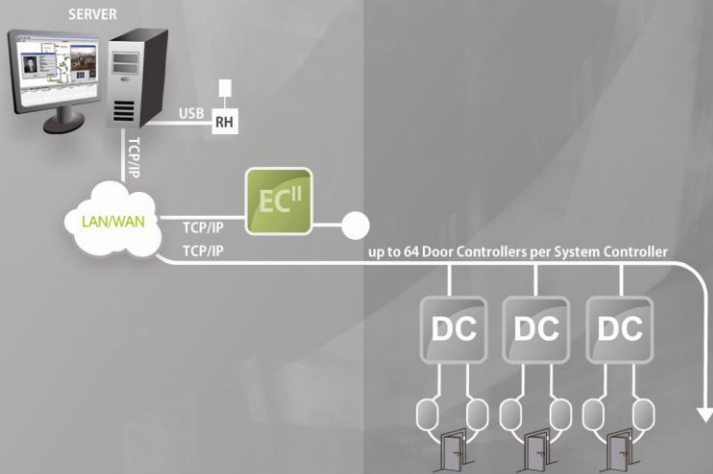
Order the ImproX (EC<sup>II</sup>) Ethernet Controller using the following Part Numbers:

- XEC900-0-0-GB-XX: ImproX (EC<sup>II</sup>) Ethernet Controller housed in an Aluminium Cabinet.
- IPS970-0-0-GB-XX: ImproX IPS containing an ImproX (EC<sup>II</sup>) Controller.

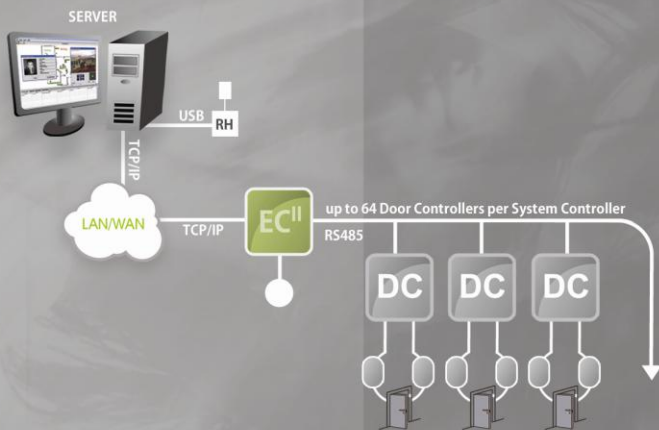
## Warranty Details

This product conforms to our Warranty details on [www.impro.net](http://www.impro.net).

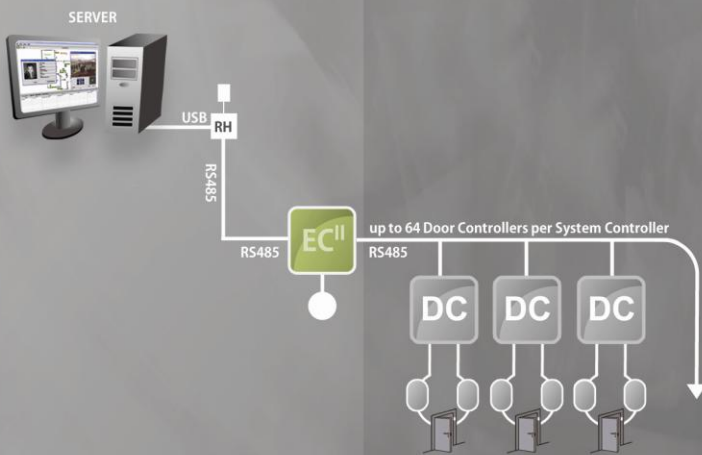
# 1 CONNECTION VIA TCP/IP ONLY



# 2 CONNECTION VIA TCP/IP AND RS485



# 3 CONNECTION VIA RS485 ONLY



## KEY for diagram






-  SYSTEM Controller
-  DOOR Controllers - selection  
Each Door Controller is compatible with specific Readers. Always select the correct Readers for the chosen Door Controller.
  - ImproX (MFT) Multi-function Terminal
  - ImproX (ITRT) Intelligent Twin Reader Terminal
  - ImproX (ITT) Intelligent Twin Antenna Terminal
  - ImproX (TA) Time Attendance Terminal
  - ImproX (DBV) Vertical Mount Drop Box
  - ImproX O16 Output Terminal
  - ImproX I16 Input Terminal
  - ImproX B-SHO Fingerprint Terminal
-  DOOR Readers - selection
  - Multi-discipline Readers (125 kHz and 13.56 MHz)
  - 125 kHz Antenna Readers
  - Biometric Readers
  - MIFARE Multi-mode Readers (13.56 MHz)
  - Wiegand Readers
  - Vehicle Entry Long Range Readers
  - Extended Range Readers
  - Infrared Readers
  - Drop Box Visitor Tag Readers
  - Time and Attendance Readers
-  TAG REGISTRATION Reader
-  POWER Supply  
10 to 30 V DC at 2 A

Figure 1: ImproX ECII System Overview

This Product Specification Catalogue applies to the ImproX (ECII) Ethernet Controller, XEC900-0-0-GB-06 and IPS970-0-0-GB-05.  
(The last two digits of the Impro stock code point to the issue status of the document or product).